

Franklin Bridge Club

2025 BRIDGE LESSONS



Your Teacher: Maureen Nelson

Email: lessons@franklinbridgeclub.com

Website: www.franklinbridgeclub.com



Lesson Nine

Pre-emptive Openings



Rules up until NOW

- INT opening – must have between 12-14 HCP and Balanced hand
- I-Level Suit opening – must have between 12-19 HCP and a balanced or unbalanced hand

BUT sometimes we have less than 12 points but still have some desire to get into the bidding ... when????

**You have a LONG suit of our own
i.e. 6 or more cards in the suit**



Normal Opening



You have 12–19 HCP
Hand is Unbalanced (why?)

What to Open with ???



Normal Opening



You have 12–19 HCP
Hand is Unbalanced (why?)

Open 1♦



Can you open with this hand?



You have 6-10 HCP
Hand is Unbalanced (why?)

What to Open with ???



YES you can!!



You have 6-10 HCP

Hand is Unbalanced (why?)

Hand is worth of a bid

Open 2♦





OPENING BIDS at the 2-level (Pre-emptive bid or Weak 2)

- 2♦ ⇒ 6–10 HCP with a GOOD 6-card diamond suit
- 2♥ ⇒ 6–10 HCP with a GOOD 6-card heart suit
- 2♠ ⇒ 6–10 HCP with a GOOD 6-card spade suit

A GOOD suit is a suit with 2+ honours in the suit

Once you have opened with a pre-emptive bid you will
RARELY bid again ... you have **JUST** one shot

**These bids are DISRUPTIVE ... we want
to make it hard for the opposition to bid !**





OPENING BIDS at the 2-level (Pre-emptive bid or Weak 2)

- 2♦ ⇒ 6–10 HCP with a GOOD 6-card diamond suit
- 2♥ ⇒ 6–10 HCP with a GOOD 6-card heart suit
- 2♠ ⇒ 6–10 HCP with a GOOD 6-card spade suit

NOTE: 2♣ is **not** used as a weak bid
The 2♣ opener is a **SPECIAL** bid showing a
STRONG hand (more on that next lesson)



Pre-emptive Opening at the 2-level



Open ??

6-10 points
GOOD 6-card suit



Pre-emptive Opening at the 2-level



Open 2♠

6-10 points
GOOD 6-card suit



Pre-emptive Opening at the 2-level



Open ??

6-10 points
BAD 6-card suit



Pre-emptive Opening at the 2-level



PASS

6-10 points

BAD 6-card suit



Responses to a 2-level Pre-emptive Opening

- **PASS** ⇒ **0 – 13 points, 0-3 card support**
- 3-level raise ⇒ 14-15 points, 2+ card support
- **GAME** ⇒ 16+ points, 2+ card support
- **GAME** ⇒ **0+ points, 4+ card support**
- **NEW SUIT** ⇒ 16+ points, 6+ card suit of own

2-level opening bids are **DISRUPTIVE** and are designed to make it hard for the opposition

Respond **ONLY** if you think there is a chance of reaching game or you have a 10+ card fit



Pre-empts
Weak 2
1 of 3

N PARTNER

W	N	E	S
	2♦	Pass	

W HIM

E HER

S YOU

A♠ J♠ 5♠ 2♠ Q♥ J♥ 10♥ 6♥ 6♣ 5♣ 10♦ 9♦ 6♦



Pre-empts
Weak 2
2 of 3

N PARTNER

W	N	E	S
	2♦	Pass	Pass

W HIM

E HER

S YOU

A♠ J♠ 5♠ 2♠ Q♥ J♥ 10♥ 6♥ 6♣ 5♣ 10♦ 9♦ 6♦



Pre-empts
Weak 2
3 of 3

N PARTNER

W HIM

W	N	E	S
2♦	Pass	Pass	

Less than 14 points
Now very hard for
West to bid !

E HER

S YOU

A♠ J♠ 5♠ 2♠ Q♥ J♥ 10♥ 6♥ 6♣ 5♣ 10♦ 9♦ 6♦



Pre-empt
Weak 2
1 of 3

N PARTNER

W HIM

W	N	E	S
	2♠	Pass	

E HER

S YOU

K♠ 7♠ Q♥ 9♥ 8♥ 5♥ A♣ Q♣ 3♣ K♦ 8♦ 7♦ 4♦



Pre-empt
Weak 2
2 of 3

N PARTNER

W HIM

W	N	E	S
	2♠	Pass	3♠

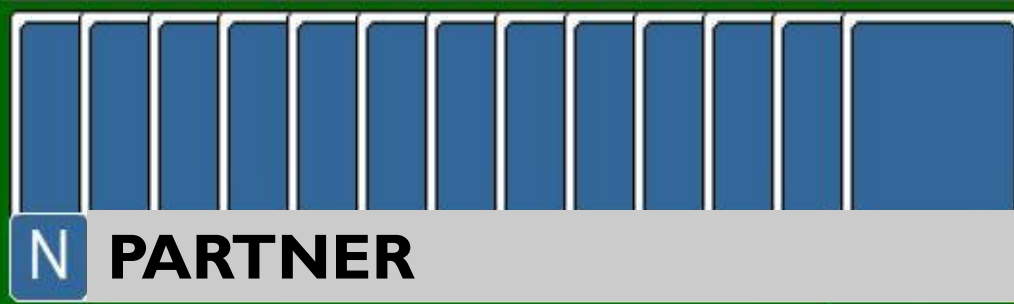
E HER

S YOU

K♠ 7♠ Q♥ 9♥ 8♥ 5♥ A♣ Q♣ 3♣ K♦ 8♦ 7♦ 4♦



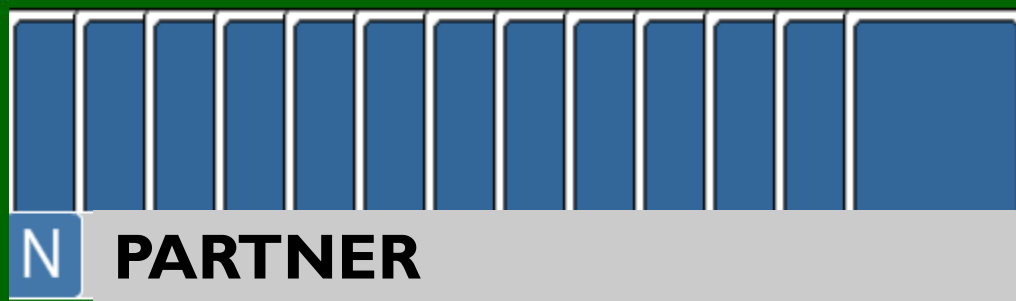
Pre-empts
Weak 2
3 of 3



W	N	E	S
	2♠	Pass	3♠
14-15 points			
We have a FIT			
Invite partner to GAME			



Pre-empt's Weak 2 1 of 4

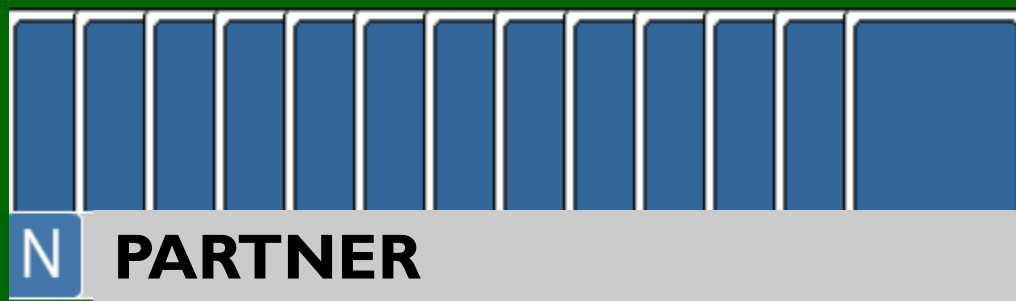


W HIM

W	N	E	S
	2♠	Dbl	



Pre-empts
Weak 2
2 of 4

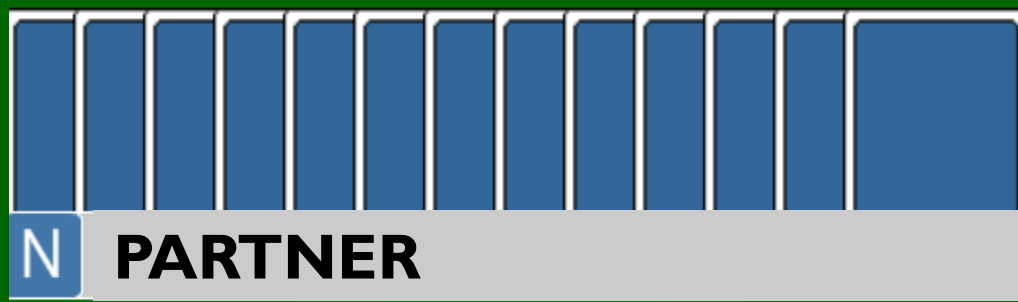


W HIM

W	N	E	S
	2♠	Dbl	4♠



Pre-empt's Weak 2 3 of 4



W HIM

W	N	E	S
	2♠	Dbl	4♠

Put West to the guess
We have a 10-card FIT
Bid to GAME



Pre-empts
Weak 2
4 of 4

What does West do?
PASS?
5 Hearts?
Double?
They have to **GUESS**



W HIM

W	N	E	S
	2♠	Dbl	4♠

Put West to the guess
We have a 10-card FIT
Bid to GAME



E HER

K	6	4	3	10	8	2	10	5	4	2	10	4	
♠	♠	♠	♠	♥	♥	♥	♣	♣	♣	♣	♦	♦	♦

S ♠ YOU





OPENING BIDS at the 3-level (Pre-emptive bid)

- 3♣ ⇒ 6–10 HCP with a **GOOD 7-card club suit**
- 3♦ ⇒ 6–10 HCP with a **GOOD 7-card diamond suit**
- 3♥ ⇒ 6–10 HCP with a **GOOD 7-card heart suit**
- 3♠ ⇒ 6–10 HCP with a **GOOD 7-card spade suit**

Recall: A **GOOD** suit is a suit with 2+ honours in the suit

Once you have opened with a pre-empt you will **RARELY** bid again ... you have **JUST** one shot

These bids are DISRUPTIVE ... we want to make it hard for the opposition to bid !



Responses to a 3-level Pre-emptive Opening

- **PASS** ⇒ 0 – 14 points, 0-2 card support
- **GAME** ⇒ 15+ points, 1+ card support
- **GAME** ⇒ 0+ points, 3+ card support
- **NEW SUIT** ⇒ 16+ points, 6+ card suit of own

3-level opening bids are **DISRUPTIVE** and are designed to make it hard for the opposition

Respond **ONLY** if you think there is a chance of reaching game or you have a 10+ card fit





OPENING BIDS at the 4-level (Pre-emptive bid)

- 4♥ ⇒ 6–10 HCP with a GOOD 8-card heart suit
- 4♠ ⇒ 6–10 HCP with a GOOD 8-card spade suit

Recall: A **GOOD** suit is a suit with 2+ honours in the suit

**You may also choose to open at the 4-level with
a good 8-card minor**

**These bids are DISRUPTIVE ... we want to
make it hard for the opposition to bid !**



What do you do when the Opposition makes these weak bids?

The same rules apply for the Takeout Double

... you show at least 3 cards in the unbid suits and 12+ HCP

JUST be mindful that you may need a slightly better point count



What do you do when the Opposition makes these weak bids?

The same rules apply for overcalls

- ... you show a good 5+ suit with at least two honours
- ... you need 12+ HCP (2 or 3-level)

The same rules apply for overcalling NT

- ... you show 16-18 HCP (may have more)
- ... balanced with a stopper

The same rules apply for a PASS



Questions?



Franklin Bridge Club

2025 BRIDGE LESSONS



Your Teacher: Maureen Nelson

Email: lessons@franklinbridgeclub.com

Website: www.franklinbridgeclub.com

